

Table of Contents

Introduction	F-2
PENETROX™ Oxide Inhibitor	
How to Install Connectors.....	F-2
Overview of Different Types	F-3
Technical Information	F-4
Properties and Ordering Information.....	F-5
Recommended Tightening Torque	F-6
DURIUM™ Silicon Bronze Hardware	
Bolts.....	F-6
Nuts.....	F-7
Flat Washer	F-7
Split Lockwashers	F-7
Internal Lockwashers	F-7
Aluminum Hardware	
Bolts.....	F-8
Nuts.....	F-8
Flat Washer	F-8
Split Lockwasher	F-8
Galvanized Steel Hardware	
Bolts.....	F-9
Nuts.....	F-9
Flat Washers	F-9
Internal Tooth Lockwashers	F-9
Stainless Steel Hardware	
Bolts.....	F-10
Nuts.....	F-10
Split Lockwasher	F-10
Flat Washers	F-10
Belleville Washers	F-11
Hardware Kits	
DURIUM™ Silicon Bronze TMH	F-12
Stainless Steel TMH-SS.....	F-12
Covers for Transformer Connectors.....	F-13
WIREMIKE™ Stainless Steel Wire Micrometer	F-14

Most frequently ordered catalog numbers are highlighted in BLUE

Introduction

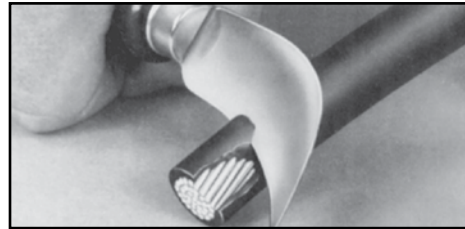
BURNDY wiring accessories have been designed to supplement and enhance BURNDY connection selection and use. All have been designed and engineered for easy installation and long life, reflecting over 90 years of experience and resulting contributions of the electrical industry.

PENETROX™

How to Install Connectors

1. Select the right connector.

Always use an aluminum connector for aluminum or copper conductor. Choose a connector that's marked for the wire size you're using. Never use a copper connector on aluminum conductor.




2. Strip carefully.

Remove the insulation without nicking the wire.


3. Brush thoroughly.

Always wire-brush the stripped portion of the wire. An unplated terminal pad, and the surface to which the terminal will be attached should also be wire-brushed.




4. Apply PENETROX™

For mechanical connectors, apply PENETROX™ joint compound liberally to the conductor to prevent the formation of surface oxides once the connection is made. Also apply PENETROX™ to any terminal pad.



5. Tighten completely.

For mechanical connectors, use wrench or screwdriver to securely tighten the aluminum connectors, as recommended by BURNDY.



6. Crimp.

For compression connectors, choose the right die and the right tool. Insert the wire completely and make the recommended number of crimps.



PENETROX™ TYPES A, A-13, E, HT

Oxide Inhibiting Joint Compounds



PENETROX™ oxide inhibiting compounds product low initial contact resistance, seal out air and moisture, prevent oxidation or corrosion, exhibit superior weathering characteristics, are usable over wide temperature ranges, and provide a high conductivity "gas-tight" joint. All PENETROX™ compounds contain homogeneously suspended metal particles. The suspended metal particles assist in penetrating thin oxide films, act as electrical "bridges" between conductor strands, aid in gripping the conductor, improve electrical conductivity and enhance the integrity of the connection.

The specially formulated PENETROX™ compounds are for use with compression and bolted connectors providing an improved service life for both copper and aluminum connections. Additionally, the nontoxic compounds are an excellent lubricant for threaded applications, reducing galling and seizing.



PENETROX™ with brush lid

All types of PENETROX™ are available in an 8 oz. bottle with a brush lid for ease of application.



PENETROX™ A

PENETROX A is a natural (petroleum) base compound with evenly suspended zinc particles. It is recommended for aluminum to aluminum, aluminum to copper connections and aluminum conduit threads. It is not recommended for use with rubber or polyethylene insulated conductors. UL listed to 600V.



PENETROX™ A13

PENETROX™ A13 is a synthetic base compound with evenly suspended zinc particles. It is recommended for aluminum to aluminum, aluminum to copper connections plus aluminum conduit threads. It is compatible with rubber, polyethylene and other insulating materials. UL Listed for all voltages.



PENETROX™ E

PENETROX™ E is a synthetic base compound with evenly suspended copper particles. It is recommended for copper to copper, copper threads and all grounding applications. UL Listed.



PENETROX™ HT

PENETROX™ HT is a synthetic silicone based compound with evenly suspended zinc particles and nickel-aluminum alloy particles. It is recommended for aluminum to aluminum connections. It is compatible with rubber. Designed for use with High Temperature ACSS and ACCC connectors. Not UL Listed.



PENACARTRIDGE

PENACARTRIDGE is a 1 lb. cartridge filled with PENETROX-A. It's designed to fit standard caulking guns for easy insertion into transmission and distribution connectors. Additionally, this packaging design provides a convenient method for applying PENETROX™ to many different applications.

PENETROX™ TYPES A, A13, E, HT



Technical Information

PENETROX™ oxide inhibiting compounds product low initial contact resistance, seal out air and moisture, prevent oxidation or corrosion, exhibit superior weathering characteristics, are usable over wide temperature ranges, and provide a high conductivity “gas-tight” joint. All PENETROX™ compounds contain homogeneously suspended metal particles. The suspended metal particles assist in penetrating thin oxide films, act as electrical “bridges” between conductor strands, aid in gripping the conductor, improve electrical conductivity and enhance the integrity of the connection.

The specially formulated PENETROX™ compounds are for use with compression and bolted connectors providing an improved service life for both copper and aluminum connections. Additionally, the nontoxic compounds are an excellent lubricant for threaded applications, reducing galling and seizing.



PENETROX™ Type	Aluminum to Aluminum	Aluminum to Copper	Copper to Copper	Aluminum Conduit Threads	Copper Conduit Threads
PENETROX A	X	X		X	
PENETROX A13	X	X		X	
PENETROX E			X		X
PENETROX HT	X				

See below for more details on the different types of PENETROX

PENETROX™ Type A

PENETROX™ A consists of a natural (petroleum) base vehicle in which zinc particles are suspended. For aluminum to aluminum, aluminum to copper applications and aluminum conduit threads. It is not recommended for use with rubber and polyethylene insulated conductors. UL Listed to 600 volts.

PENETROX™ Type A13

PENETROX A13 consists of a non-petroleum base vehicle in which zinc particles are suspended. Recommended for aluminum to aluminum, aluminum to copper applications and aluminum conduit threads. Compatible with insulating materials such as rubber, or polyethylene. UL Listed and recommended for all voltages.

PENETROX™ Type E

PENETROX E consists of a non-petroleum base vehicle in which copper granules are suspended. Recommended for copper to copper applications, grounding and for use on copper conduit threads. UL Listed to 600 volts.

PENETROX™ Type HT

PENETROX HT consists of a non-petroleum base vehicle in which zinc and nickel-aluminum particles are suspended. Recommended for use with aluminum to aluminum High Temperature rated ACSS and ACCC conductors. Not UL Listed.

Easy to apply:

1. Scratch brush the conductor surfaces until bright and clean.
2. Immediately apply PENETROX™ to the conductive surfaces.
3. For EHV applications, remove all excess PENETROX™ after installation is complete.



38-0305-00 Wire Brush

Shelf Life

When stored in its original container in cool (under 100°F) dry environment, PENETROX™ oxide inhibiting compound will remain workable and functional for 5 years from the Date of Manufacture (MO) marked on the container.

PENETROX™ TYPES A, A13, E, HT

Properties and Ordering Information

PROPERTIES OF PENETROX™

Property	Value PENETROX™ Definition	PENETROX™ HT	PENETROX™ E & A13	PENETROX™ A
Penetration (Unworked)	The value in accordance to ASTM D217 indicates the consistency of a grease. The higher the number, the softer the grease.	240	250	230
Dropping Point (Minimum)	The temperature at which the grease passes from the semi-solid to a liquid state under test conditions.	>580° F	350° F	230° F
Pour Point (Maximum)	The lowest temperature at which the compound will flow. Pour point is the lubricant's ability to perform in cold conditions.	-58° F	-40° F	-15° F

* MSDS sheets available through customer service.

ORDERING INFORMATION

Catalog Number				Container Type	Container Size
PENETROX™ A	PENETROX™ A-13	PENETROX™ E	PENETROX™ HT †		
PENA1/2	—	—	—	Tube	1/2 oz.
PENA4	PENA134	PENE4	PENHT4	Squeeze Bottle	4 oz.
P8A	PENA138	PENE8	PENHT8	Squeeze Bottle	8 oz.
PENA8BLB	PENA138BLB	PENE8BLB	PENHT8BLB	Bottle with Brush Lid	8 oz.
PENACARTRIDGE	PENA13CARTRIDGE	—	PENHT1LB	Cartridge	1 lb.*
PENAQT	PENA13QT	PENEQT	—	Plastic Tub	1 Quart
PENAGAL	PENA13GAL	PENEGAL	PENHTGAL	Can	1 Gallon
PENA5GAL	PENA135GAL	PENE5GAL	—	Pail	5 Gallons
PENA55GAL	PENA1355GAL	PENE55GAL	—	Drum	55 Gallons

* 1 lb. cartridge will fit standard caulking guns.

† Not UL Listed.

Recommended Tightening Torque

The hardware used in connectors must be compatible with the connector material, have high mechanical strength and be corrosion resistant and correspond to NEMA recommendations.

Copper alloy connectors have hardware made of DURIUM™, which is the BURNDY trade name for silicon bronze alloy ASTMB99 type B. This material was first introduced by BURNDY® in 1927 for use in outdoor construction, and today, is the standard throughout the industry.

Aluminum connectors generally have aluminum alloy hardware. The bolts are 2024T4 and anodized to resist corrosion. The nuts are 6061T6, which is resistant to corrosion and does not require anodizing. Both nuts and bolts are lubricated to eliminate galling and to provide consistent clamping forces.

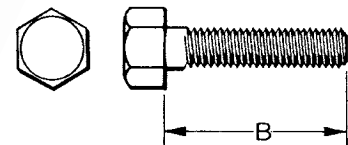
DURIUM™ and Steel Hardware		Aluminum Hardware	
Bolt Size	Rec. Torque (Inch Pounds)	Bolt Size	Rec. Torque (Inch Pounds)
1/4 - 20	80	1/2 - 13	300
5/16 - 18	180	5/8 - 11	480
3/8 - 16	240	3/4 - 10	650
1/2 - 13	480		
5/8 - 11	660		
3/4 - 10	1,050		

To reduce or greatly exceed the recommended torque can adversely affect the performance of the connector.

DURIUM™ Bolt

Silicon Bronze

BURNDY® introduced silicon-bronze bolts, nuts and other hardware items on outdoor connector applications in 1927. Today the DURIUM™ trademark is a standard for this use. DURIUM™ bolts combine high strength with corrosion resistance. Heads have American Standard dimension and the threads are per American National Coarse Series, Class #2 fit. The silicon bronze is per ASTM B99.



Catalog Number	Thread Size	B Length (Inches)
25X50HEBBOX	1/4-20	1/2
25X62HEBBOX	1/4-20	5/8
25X75HEBBOX	1/4-20	3/4
25X100HEBBOX	1/4-20	1
25X125HEBBOX	1/4-20	1-1/4
25X150HEBBOX	1/4-20	1-1/2
25X200HEBBOX	1/4-20	2
25X250HEBBOX	1/4-20	2-1/2
25X300HEBBOX	1/4-20	3
31X50HEBBOX	5/16-18	1/2
31X62HEBBOX	5/16-18	5/8
31X75HEBBOX	5/16-18	3/4
31X100HEBBOX	5/16-18	1
31X125HEBBOX	5/16-18	1-1/4
31X150HEBBOX	5/16-18	1-1/2
31X175HEBBOX	5/16-18	1-3/4
31X200HEBBOX	5/16-18	2
31X250HEBBOX	5/16-18	2-1/2
31X300HEBBOX	5/16-18	3
38X50HEBBOX	3/8-16	1/2
38X62HEBBOX	3/8-16	5/8
38X75HEBBOX	3/8-16	3/4
38X88HEBBOX	3/8-16	7/8
38X100HEBBOX	3/8-16	1

Catalog Number	Thread Size	B Length (Inches)
38X125HEBBOX	3/8-16	1-1/4
38X150HEBBOX	3/8-16	1-1/2
38X175HEBBOX	3/8-16	1-3/4
38X200HEBBOX	3/8-16	2
38X225HEBBOX	3/8-16	2-1/4
38X250HEBBOX	3/8-16	2-1/2
38X275HEBBOX	3/8-16	2-3/4
38X300HEBBOX	3/8-16	3
38X325HEBBOX	3/8-16	3-1/4
38X350HEBBOX	3/8-16	3-1/2
38X400HEBBOX	3/8-16	4
38X450HEBBOX	3/8-16	4-1/2
38X500HEBBOX	3/8-16	5
44X150HEBBOX	7/16-14	1-1/2
44X200HEBBOX	7/16-14	2
50X75HEBBOX	1/2-13	3/4
50X100HEBBOX	1/2-13	1
50X125HEBBOX	1/2-13	1-1/4
50X150HEBBOX	1/2-13	1-1/2
50X175HEBBOX	1/2-13	1-3/4
50X200HEBBOX	1/2-13	2
50X225HEBBOX	1/2-13	2-1/4
50X250HEBBOX	1/2-13	2-1/2
50X275HEBBOX	1/2-13	2-3/4

Catalog Number	Thread Size	B Length (Inches)
50X300HEBBOX	1/2-13	3
50X325HEBBOX	1/2-13	3-1/4
50X350HEBBOX	1/2-13	3-1/2
50X375HEBBOX	1/2-13	3-3/4
50X400HEBBOX	1/2-13	4
50X450HEBBOX	1/2-13	4-1/2
50X500HEBBOX	1/2-13	5
50X550HEBBOX	1/2-13	4-1/2
50X600HEBBOX	1/2-13	6
62X100HEBBOX	5/8-11	1
62X125HEBBOX	5/8-11	1-1/4
62X150HEBBOX	5/8-11	1-1/2
62X175HEBBOX	5/8-11	1-3/4
62X200HEBBOX	5/8-11	2
62X225HEBBOX	5/8-11	2-1/4
62X250HEBBOX	5/8-11	2-1/2
62X275HEBBOX	5/8-11	2-3/4
62X300HEBBOX	5/8-11	3
62X325HEBBOX	5/8-11	3-1/4
62X350HEBBOX	5/8-11	3-1/2
62X400HEBBOX	5/8-11	4
62X450HEBBOX	5/8-11	4-1/2
62X500HEBBOX	5/8-11	5
62X600HEBBOX	5/8-11	6

DURIUM™ Nuts

Silicon Bronze

DURIUM™ hexagon regular nuts are non-magnetic and are made to American Standard dimensions. American National Coarse Series threads. #2 fit.




Catalog Number	Thread Size
25CHENBOX	1/4-20
31CHENBOX	5/16-18
38CHENBOX	3/8-16
44CHENBOX	7/16-14
50CHENBOX	1/2-13
62CHENBOX	5/8-11
75CHENBOX	3/4-10
100CHENBOX	1-8

DURIUM™ Flat Washers

Silicon Bronze

High strength DURIUM™ Flat Washers are non-magnetic and free from galvanic action when in contact with copper. Conforms to SAE standards.



Catalog Number	For Bolt Size	Nominal Dimensions in Inches	
		A	B
25FWBOX	1/4	1/16	5/8
31FWBOX	5/16	1/16	11/16
38FWBOX	3/8	1/16	13/16
44FWBOX	7/16	1/16	15/16
50FWBOX	1/2	3/32	1-1/16
62FWBOX	5/8	3/32	1-5/16
75FWBOX	3/4	9/64	1-15/32

DURIUM™ Split Lockwashers

Silicon Bronze

DURIUM™ spring type lockwasher has high resiliency and exerts constant pressure on the face of the nut, preventing vibration from loosening the nut.



Catalog Number	For Bolt Size
25SWBOX	1/4
31SWBOX	5/16
38SWBOX	3/8
44SWBOX	7/16
50SWBOX	1/2
62SWBOX	5/8
75SWBOX	3/4

DURIUM™ Internal Lockwashers

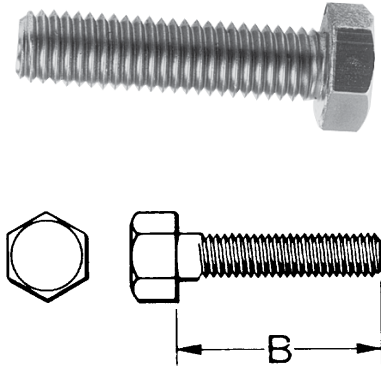
Silicon Bronze

DURIUM™ Internal Tooth Lockwashers are available as illustrated. The teeth are twisted slightly and present biting edges which grip the nut and the part being clamped, preventing the nut from backing off.



Catalog Number	For Bolt Size
25NWBOX	1/4
31NWBOX	5/16
38NWBOX	3/8
44NWBOX	7/16
50NWBOX	1/2
62NWBOX	5/8
75NWBOX	3/4

Aluminum Bolts



BURNDY® aluminum hexagon head bolts are manufactured of alloy 2024-T4 and are finished with anodic coating and lubricated. Threads are coarse series, class 2A fit.

Catalog Number	Thread Size	B Length (Inches)
50X150HABBOX	1/2-13	1-1/2
50X175HABBOX	1/2-13	1-3/4
50X200HABBOX	1/2-13	2
50X225HABBOX	1/2-13	2-1/4
50X250HABBOX	1/2-13	2-1/2
50X275HABBOX	1/2-13	2-3/4
50X300HABBOX	1/2-13	3
50X325HABBOX	1/2-13	3-1/4
50X350HABBOX	1/2-13	3-1/2
50X375HABBOX	1/2-13	3-3/4
50X400HABBOX	1/2-13	4
50X425HABBOX	1/2-13	4-1/4
50X450HABBOX	1/2-13	4-1/2

Catalog Number	Thread Size	B Length (Inches)
50X500HABBOX	1/2-13	5
50X550HABBOX	1/2-13	5-1/2
62X175HABBOX	5/8-11	1-3/4
62X200HABBOX	5/8-11	2
62X225HABBOX	5/8-11	2-1/4
62X250HABBOX	5/8-11	2-1/2
62X300HABBOX	5/8-11	3
62X350HABBOX	5/8-11	3-1/2
62X400HABBOX	5/8-11	4
62X450HABBOX	5/8-11	4-1/2
62X500HABBOX	5/8-11	5
62X550HABBOX	5/8-11	5-1/2
62X600HABBOX	5/8-11	6

Aluminum Nuts

BURNDY® aluminum nuts are manufactured of alloy 6061-T6, are finished type, coarse thread, class 2B fit.



Catalog Number	Thread Size
50HANBOX	1/2-13
62HANBOX	5/8-11

Aluminum Flat Washers

BURNDY® aluminum flat washers are manufactured of alloy 2024-T4 and are medium design.



Catalog Number	For Bolt Size
50FWABOX	1/2
62FWABOX	5/8

Aluminum Split Lockwashers

BURNDY® aluminum split lockwashers are manufactured of alloy 7075-T6 and are regular design.



Catalog Number	For Bolt Size
50SWALBOX	1/2
62SWALBOX	5/8

Galvanized Steel Hardware

Galvanized bolts, nuts, flatwashers, and internal tooth lockwashers are manufactured per ASTM307 Grade A. Nut surfaces and bolt heads have American Standard dimensions, and the threads are per American National Coarse Series, Class #2 fit. Galvanizing is per ASTM A153.

Bolts



Catalog Number	Thread Size	Length (B)
38X125HGSBBOX	3/8-16	1.25
38X275HGSBBOX	3/8-16	2.75
38X225HGSBBOX	3/8-16	2.25
50X100HGSBBOX	1/2-13	1.00
50X150HGSBBOX	1/2-13	1.50
50X200HGSBBOX	1/2-13	2.00
62X100HGSBBOX	5/8-11	1.00

Catalog Number	Thread Size	Length (B)
62X175HGSBBOX	5/8-11	1.75
75X125HGSBBOX	3/4-11	1.25
75X200HGSBBOX	3/4-10	2.00
75X500HGSBBOX	3/4-10	5.00
75X600HGSBBOX	3/4-10	6.00
100X200HGSBBOX	1-8	2.00

Nuts



Catalog Number	Thread Size
31CHGSNBOX	5/16-18
38HGSN009BOX	3/8-16
38HGSNBOX	3/8-16
50HGSNBOX	1/2-13

Catalog Number	Thread Size
62HGSNBOX	5/8-11
75HGSNBOX	3/4-10

Flat Washers



Catalog Number	For Bolt Size	Nominal Dimensions (Inches)	
		I.D.	O.D.
38X81FWGSBOX	3/8	0.41	0.81
50X106FWGSBOX	1/2	0.53	1.06
62X131FWGSBOX	5/8	0.66	1.31

Internal Tooth Lockwashers




Catalog Number	Bolt Size
38NWGSBOX	3/8
50NWGSBOX	1/2
62NWGSBOX	5/8
75NWGSBOX	3/4

Stainless Steel Hardware

Stainless steel bolts, nuts, flatwashers and split lockwashers are manufactured from 18-8 non-magnetic material. Nut surfaces and bolt heads have American National Coarse Series, Class #2 fit.

Bolts



Catalog Number	Thread Size	Length
38X125HSSBBOX	3/8-16	1-1/4
38X225HSSBBOX	3/8-16	2-1/4
38X250HSSBBOX	3/8-16	2-1/2
38X275HSSBBOX	3/8-16	2-3/4
50X200HSSBBOX	1/2-13	2

Catalog Number	Thread Size	Length
50X250HSSBBOX	1/2-13	2-1/2
50X300HSSBBOX	1/2-13	3
62X300HSSBBOX	5/8-11	3
75X300HSSBBOX	3/4-10	3

Nuts



Catalog Number	Thread Size
25HSSNBOX	1/4-20
38HSSNBOX	3/8-16
50HSSNBOX	1/2-13
62HSSNBOX	5/8-11
75HSSNBOX	3/4-10

Split Lockwashers



Catalog Number	For Bolt Size
25SWSSLTBOX	1/4
38SWSSMDBOX	3/8
50SWSSMDBOX	1/2
62SWSSMDBOX	5/8


Flat Washers



Catalog Number	For Bolt Size	Nominal Dimensions (Inches)	
		I.D.	O.D.
25FWSBOX	1/4	0.27	0.69
38FWSBOX	3/8	0.41	1.00
50FWSBOX	1/2	0.59	1.13
62FWSBOX	5/8	0.66	1.31

Stainless Steel Belleville Washers


Any bolted “pad to flat” electrical connection should include a bolt, two flatwashers, and the nut. In addition, if any of the flat components is aluminum, a properly designed Belleville washer should be interposed between one of the flatwashers and either the bolt head or the nut, with the hollow of the Belleville washer placed against the flat washer. BURNDY® Belleville washers are designed to maintain substantial force when tightened to NEMA-recommended values and finely finished to avoid galling.



Catalog Number	Bolt Size	Nominal Dimensions		
		Thickness	I.D.	O.D.
38X75BWSSBOX	3/8	0.06	0.39	0.75
50X106BWSSBOX	1/2	0.10	0.53	1.06



Recommended Termination Hardware



Bolt

Flat Washer

Terminal

Surface (Busbar here)

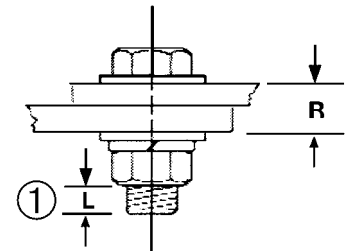
Flat Washer

Lockwasher

Nut

Type TMH DURIUM™ Silicon Bronze Hardware Kits

Type TMH DURIUM™ silicon bronze hardware kits can be ordered for specific applications ensuring the proper type and amount of hardware for each installation. Packaged in separate sealed bags, they are convenient to use, eliminating mismatched quantities. DURIUM™ silicon bronze material provides long lasting corrosion resistance Grade 2.



Catalog Number	Size	Each TMH Kit Includes:					Working Range (R)	Installation Torque (In-lbs)
		Bolt		Flat Washer	Split Washer	Hex Nut		
		Length	Qty					
TMH262	1/4-20	0.75	2	4	2	2	0.09 - 0.34	80
TMH263		1.00	2	4	2	2	0.34 - 0.59	
TMH264		1.25	2	4	2	2	0.59 - 0.84	
TMH265		1.50	2	4	2	2	0.84 - 1.09	
TMH266	3/8-16	0.75	2	4	2	2	0.00 - 0.19	240
TMH267		1.00	2	4	2	2	0.19 - 0.44	
TMH268		1.25	2	4	2	2	0.44 - 0.69	
TMH269		1.50	2	4	2	2	0.69 - 0.94	
TMH270		1.75	2	4	2	2	0.94 - 1.19	
TMH271		2.00	2	4	2	2	1.19 - 1.44	
TMH332 ②		2.75	2	4	2	2	-	
TMH261 †		3.00	2	4	2	2	2.15 - 2.40	
TMH289 ††	1/2-13	1.25	1	2	1	1	0.02 - 0.27	480
TMH295		1.25	2	4	2	2	0.27 - 0.49	
TMH272		1.50	2	4	2	2	0.49 - 0.74	
TMH294		1.75	2	4	2	2	0.74 - 0.99	
TMH69		2.00	2	4	2	2	0.99 - 1.24	

† For use with CUSA750-2TC38 copper spacer adaptor, (2) terminals and * thick equipment bus bar. For other combinations contact BURNDY®.

†† For use with all GAR-TC connectors. "R" dimension is allowable pad thickness of terminal

* For other combinations contact BURNDY®.

① "L" dimension never exceeds 0.25"

② For use with CUSA442TC38 on 1/4" bus bar and HYLUG™ 4/0 - 750 kcmil.

Type TMH-SS Stainless Steel Hardware Kits

Type TMH-SS are stainless steel hardware kits. Just like the standard TMH kits, these kits can be ordered for specific applications ensuring the proper type and amount of hardware for each installation. They are packaged in separate sealed bags and convenient for use and ordering.

Catalog Number	Size	Each TMH Kit Includes:					Working Range (R)	Installation Torque (In-lbs)
		Bolt		Flat Washer	Split Washer	Hex Nut		
		Length	Qty					
TMH322SS	10-32	0.88	1	0	1	1	-	45
TMH262SS	1/4-20	0.75	2	4	2	2	0.09 - 0.34	80
TMH263SS		1.00	2	4	2	2	0.34 - 0.59	
TMH264SS		1.25	2	4	2	2	0.59 - 0.84	
TMH265SS		1.50	2	4	2	2	0.84 - 1.09	
TMH267SS	3/8-16	1.00	2	4	2	2	0.19 - 0.44	240
TMH268SS		1.25	2	4	2	2	0.44 - 0.69	
TMH269SS		1.50	2	4	2	2	0.69 - 0.94	
TMH270SS		1.75	2	4	2	2	0.94 - 1.19	
TMH271SS		2.00	2	4	2	2	1.19 - 1.44	
TMH261SS †		3.00	2	4	2	2	2.15 - 2.40	
TMH295SS	1/2-13	1.25	2	4	2	2	0.27 - 0.49	480
TMH272SS		1.50	2	4	2	2	0.49 - 0.74	
TMH294SS		1.75	2	4	2	2	0.74 - 0.99	
TMH69SS		2.00	2	4	2	2	0.99 - 1.24	

Type COVERYA Covers for Transformer Connectors

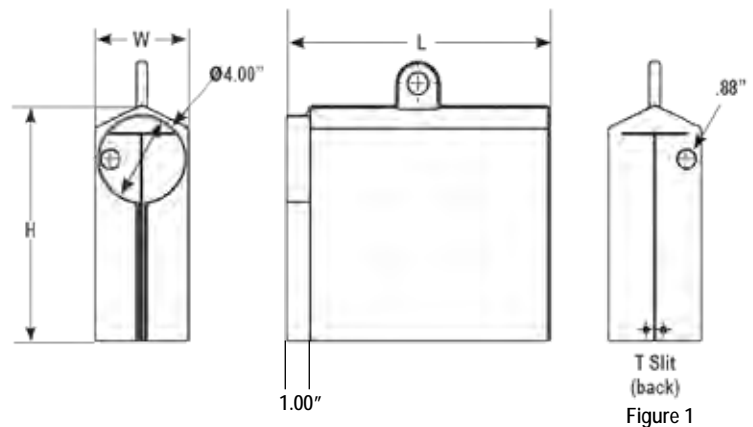
These plastisol covers are typically used to cover secondary connections inside a 3-Phase pad mounted transformer and are provided in 9-1/2", 12", or 14" lengths to accommodate larger Paddle installations commonly found in Wind, Solar, and Utility applications. The covers are offered in orange or black as standard, but are available in a variety of colors. Multipurposed for use in many different applications covering mechanical and compression connectors. Covers are manufactured of dielectric grade PVC.

Contact the factory for any additional designs or colors that may be necessary for your specific application.

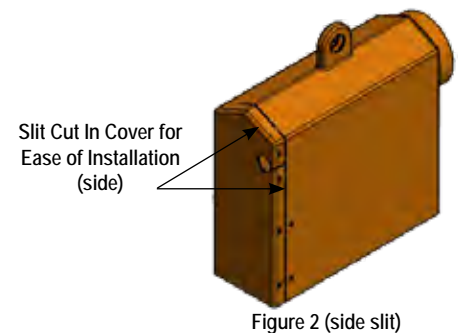


Features & Benefits

- Offered in orange or black as standard, but available in a variety of colors
- Multipurposed for use in many different applications covering mechanical and compression connections
- Labor Saving design features opening on the back end (T-Slit) to fit over Transformer Support Brackets without need for any dangerous "in-field" cutting or manipulation
- .88" diameter hole on the back allows for ground stud to fit through easily
- Hot Stick Adapter on top allows for safer removal when necessary
- Covers are manufactured in Black or Orange dielectric grade PVC



Catalog Number	Color	Figure	Slit Design	Dimensions		
				L	W	H
COVERYA3ORG	Orange	1	T-Slit Back	9.50	4.25	10.75
COVERYA3BLK	Black					
COVERYA4ORG	Orange	1	T-Slit Back	12.00	4.25	10.75
COVERYA4BLK	Black					
COVERYA5ORG	Orange	2	Side Slit	12.50	4.25	10.75
COVERYA5BLK	Black					
COVERYA6ORG	Orange	1	T-Slit Back	14.00	6.25	10.75
COVERYA6BLK	Black					



*Contact customer service or your local sales representative for additional colors or sizes not listed.

WIREMIKE™

Stainless Steel Wire Micrometer

Features and Benefits

- Strong, durable, high quality
- Allow for use as both caliper and ruler
- Most formats measures I.D. and O.D. of tubing, thin-wall and rigid conduit including IPS, ACSR, stranded and solid commercial cables

Catalog # WIREMIKE, WIREMIKED and RK1942 are for use on:

ACSR

#6 to 336.4 (26/7) Stranded

Stranded AWG

#18 to 2000 kcmil

Solid

#20 to 4/0 AWG

IPS Tubing (Cu/Al) and Rigid Conduit:

1/4" to 2-1/2"

Tubing Sizes:

3-1/8" inside maximum; 2-15/16" outside maximum

Thin-wall Conduit:

3/8" to 2-1/2"

Catalog # WIREMIKECI is for use on:

Compression Connectors and Splices (including Compression Grounding)

- #18 to 2500 kcmil Copper Class B
- #10 to 4/0 Solid Aluminum / Copper
- #18 to 3500 kcmil Concentric Aluminum
- #8 to 1100 kcmil Compact Aluminum
- #14 to 1111 kcmil Copper DLO

Also used for reference only* for inspection of completed crimp when using Butting Copper or Aluminum Dies with the 750, 46, 35, or 39 series of tools.

Copper Dies U8CRT to U44XRT

Aluminum Dies U8CABT to U39ART2



Variations:

WIREMIKE	Stainless Steel with inch/fraction markings
WIREMIKECI	Stainless Steel, no ruler capabilities but may be used for reference on specific completed crimps (see more detail below on WIREMIKECI)
WIREMIKED	Stainless Steel, decimal markings in place of fraction markings, same capabilities as catalog # WIREMIKE™
RK1942	Convenience packaging of WIREMIKE (with inch markings) in packaging suitable for hanging on a rack; sold in multiples of 10 only

Close up for the
Die Inspection Section
(Used for Reference Only*)
Catalog # WIREMIKECI only



*WIREMIKECI tool is to provide measurements for reference only, not to confirm the suitability of connection. Customer is responsible to independently verify suitability of connection.